

# **THE All in 1 FIX**

## **Copyright**

THE All in 1 FIX © 2019

All Rights are Reserved.

No part of this report may be reproduced, sold as a bonus or posted on any forums in any shape or form without the written permission of the author. Violators will be prosecuted to the fullest extent of the law.

This report is for your personal use only!

THE All in 1 FIX © 2019 All Rights Reserved.

The Traffic team

Welcome, friend.

If you're still not making \$100/day then you've made probably the best decision ...

You've taken a HUGE step at achieving a wonderful goal.

Just the fact that you purchased this book puts your FAR ahead of most people.

“Taking action” is the very first step to achieving anything great.

*Earning \$100 per day online will change your life and provide you freedom!*

Freedom from ever having to worry about a “job”.

Freedom to do what you want, when you want.

Freedom of being on anyone's schedule besides your own.

...And that, my friend, is what you call LIVING!

In this book, earning \$100 a day is divided into two sections.

**1) Non- Passive \$100**

**2) Passive \$100**

You first begin earning \$100 a day online non-passively. (Not hard)

However, this means you have to work daily.

Once you've have the non-passive systems in place, you can begin working on the passive \$100.

You'll have plenty of free time to work on other projects when you're earning \$100 a day non-passively.

**The plan is to work on your passive income with that free time.**

But if you're fine earning \$100 per day by working and don't really care for passive income, then that's OK also.

However, **I HIGHLY recommend** you to go for the passive income because there's nothing better than earning money on autopilot without having to do a single thing.

So enough talking, let's get right into it, shall we?

We begin this book with learning the proper mindset needed to **achieve \$100 per day.**

Even though all you need to do is follow my advice to achieve this goal, having the proper mindset will keep you patient and prevent you from quitting.

Unfortunately, most people who go after something great...quit. I see it happen over and over and over and over.

**Why do they quit?**

They want instant success.

The reality is that you can quickly begin making money by following the things in this book, but in order to get to the point

that you're earning \$100 per day, you're going to have to work for more than just a couple weeks.

**However, as long as you DON'T QUIT you'll notice your profits increase weekly.**

You can literally earn back the money you paid for this book in less than a week.

**Read it from start to finish, apply what I show you, and enjoy your success.**

Don't read this book, take action for 2 days, and then forget about it.

I spent many, MANY hours on this project ensuring that you'll get results IF you apply what I teach you.

**Important:** Don't skip the mindset section and go directly to the money making section.

Again, earning \$100 per day online requires patience and consistency.

As long as you have those two qualities, and follow what I teach you... YOU WILL SUCCEED!

# Mindset

**You need to believe YOU can do it.**

Earning \$100 per day online is extremely possible and actually pretty damn simple.

There are MANY people all over the world doing it.

Some are smart people with college degrees, while others are high school dropouts.

Some know almost every word in the English dictionary and others have poor English.

The only difference between those earning \$100 and those who aren't is self-belief.

Those who have self-belief will take action.

Those who don't will quit after a couple of weeks.

Sadly, some will quit after a few days.

It's for this reason that YOU have to actually believe you can do it. If you're not 100% convinced, your chances of succeeding decrease dramatically.

So right here, right now, you need to decide whether you know you can earn \$100 per day, or if you're not sure.

If you're not sure, it's ok, just come back when you feel ready.

However, each day that goes by is precious time you're wasting, so get moving!

If you feel and know you're ready, let's continue.

# Commitment

Most people give up when the results they seek don't come FAST. I use to be one of them.

My mindset was:

“If I can't figure it out quickly, it means I never will and should try something else”.

What a clueless and stubborn young man I was...

However, as soon as I started refusing to give up and remained committed, I started seeing the results come at a **faster and faster rate**.

In the book **Think and Grow Rich** (the bible of success), there's a chapter called “3 Feet from Gold”.

The title of the chapter is a metaphor for people who quit when success is right around the corner.

For this reason, you **MUST** be committed if you want to achieve \$100 per day online.

Who knows how many times you've quit something right before you were about to be succeed.

Listen to me when I say this: **As long as you don't quit, the results will come.**

How long will it take?

I could only answer you if I knew how much action you were going to take daily and **if you're actually going to do what I show you.** You have to make a commitment that you'll keep going until you achieve your goal.

The more action you take, the more time you dedicate, the quicker you'll get results.

Without commitment on your part, I can't help you.

**...And neither can anyone else. There are no shortcuts to success...Those who do the work will get results.**

## **Delay Gratification**

Delaying gratification will bring you ANYTHING you want.

Instead of doing unproductive things that bring you instant but temporary pleasure; you'll now be working on your \$100 per day goal.

The ability to delay gratification is what separates success from failure.

Let's use the example of going on a diet to lose 20 lbs.

This is a goal of millions of people all over the world.

Many succeed...but unfortunately, many fail.

The people who succeed are typically the ones who don't give into food cravings, who go to the gym instead of staying home watching TV, and who remain committed.

That's a perfect example of delaying gratification.

On the hand, those who fail are those who give in to temptation.

They eat foods that are unhealthy and will only push them further away from their goal.

They stay home watching TV because their favorite show is on and don't feel like driving to the gym.

...And so on.

The reality is that people who fail are missing the point!

You don't have to give up the foods, TV shows, or anything else, FOREVER...No no no!

...You only need to quit these things temporarily (delay gratification) until you reach your goal.

Once you've reached your goal, **all you have to do is maintain.**



So in order to begin earning \$100 per day online, you must commit to delaying gratification.

Without this commitment, it's not to say you'll fail, but it'll take you a LOT longer.

If on Friday nights, you're typically out with friends, watching hours of your favorite TV show, or anything else of that doesn't pertain to what I'm going to teach you; you need to be willing to give it up.

Ever heard the saying "**Time is money**"?

Well, it's 100% accurate.

Those hours that you spend out with friends, watching your favorite show, or anything else; is precious time you can't get back.

I promise there will be PLENTY of time to do the things you enjoy once you succeed.

If you can't delay gratification, then you're simply not serious and ready.

**Earning \$100 a day online isn't a hobby.**

It's a project that demands time, effort, energy, and sacrifice.

If you delay gratification, you'll see how the doors of success open up to you.

I want you to take this seriously because your success is important to me.

The more people I help earn money online, the more all of us can work together to create more and more success for others.

The more success we create for others, the more success and freedom we create for ourselves.

However, there's only so much I can do alone.

I need to put money in your pocket so you can go and teach others how to do it!

If you're willing to delay gratification, then you're 100% ready to begin.

When I was on this journey, I gave up everything!

**I stopped going out with friends, I barely visited family, and I didn't go out on dates... All I did was work, work, work....and I don't regret one single moment of it. I mean, look at what delaying gratification got me...Now it's your turn!**

# **Actually Do What I Tell You**

You **MUST** do exactly what I tell you.

Not some of it or most of it... **ALL OF IT!**

If you read this book and don't apply what I teach you, you won't get results as fast as possible.

Did you know that a huge majority of people who buy books never read them?

Or people who buy information products never listen to or watch them?

...But why do people do this? Do they just enjoy throwing their money away?

The reality is that taking a step at improving yourself is VERY gratifying.

When you buy something that can help you, you feel “instant improvement.”

You feel like you’re on your way to success.

However, when it's actually time to study, learn, and apply the material; it's a whole different story.

Now, you get forced out of your comfort zone.

Instead of doing the instant gratification things you usually do, now you have to sit down and work.

This is when the book gets thrown on the shelf to collect dust or when that Business Course you invested in ends up at your next yard sale or on Amazon.

**If you're not going to take action with my instructions, you’re setting yourself up for failure. However, if you take action and do what I show you, you’ll be happy with your results. The instructions in this book are NOT hard, they just require work and**

time. Put in the work and time, and earning \$100 a day will be well on its way!...Trust me.

## **SCHEDULE :**

Many of my readers are in school (college) or work full-time (Monday-Friday 9-5)

I use to be one of these people.

In fact, I was both – **I worked full-time while attending college.**

Once I graduated with my Marketing Degree, I worked for a fortune 500 company.

However, the nice job title and salary wasn't enough to convince me to work 40 years in a cubicle.

I wanted FREEDOM.

I wanted to travel the world while having money deposited into my account.

I wanted to take my dogs to the dog park and watch them run as I worked on my laptop and drank my coffee.

**It was a dream.**

I desperately wanted to make it a reality.

...But I was short on time.

After working my 40–50 hours every week (sometimes more), all I wanted to do was “disconnect” and go out to have drinks with friends or sit on the couch watching my favorite shows.

The more time that passed by, the more I realized what my life was going to look like the next 40 years.

So I decided to make a change and began researching how to make money online, learned all about internet marketing, and started getting up every morning at 5 a.m.

I’d drink coffee and begin working on my side projects from 5 a.m. to 8 a.m. and then from 6 p.m. to 9:30 p.m. when I got home from work.

On the weekends, I would put in a lot of hours.

Saturdays I would wake up and work until about 6 p.m.

I treated Saturdays like another day at the office, but instead I was working on my freedom and not someone else’s. (Get it?)

All I needed was to earn was \$100 a day to be able to quit my job. The ability to be free and not have to spend most of my day in an office was the goal.

**How much time do YOU need to commit to your \$100 project?**

Depends on your schedule.

**NOTE:** I would take Sundays off to relax but this doesn’t mean you have to.

I don't know your exact schedule but I do know you need to dedicate a significant amount of time every day.

So whether this means waking up earlier and/or going to bed later, working on the weekends, skipping your favorite TV show, and so on; you need to do it!

I recommend you **dedicate a minimum of 6 hours daily**. **There is no shortcut** ...Believe me . This is the HARD TRUTH !

Yes, it seems like a lot but it will make your success come VERY fast. If all you dedicate is an hour or two a day, you're pushing off your goal for way into the future.

Sure, you'll still earn \$100 a day, but it'll take much longer than it should.

Working 6 hours a day isn't too bad, especially if you break it up like I did. (**3 hours in the morning and 3 at night**).

Believe me when I tell you that at the end, it would have all been more than worth it!

## Uninterrupted Blocks of Time

When applying what I teach you, you need 100% focus.

That means you turn off your phone, work in a quiet place, close all other open tabs on your internet browser, and FOCUS.

If you start applying what I teach you but you're responding to text messages or checking Facebook; you're not going to make progress.

In order to make \$100 online, you need to take this VERY seriously.

**This means eliminating all distractions.**

I'm going to give you the BEST way to make FAST progress.

This is a strategy that SKYROCKETED my productivity and rate of success.

It's called the **60-60-30 rule**.

...And it works like this:

You **ONLY** on one thing for an hour (60 minutes).

And when I say one thing, I mean **ONE** thing.

After 60 minutes, you get a 10 minute break.

Use these 10 minutes wisely.

Go to the bathroom, drink some water, stretch, and sure, go ahead and check your phone, social media, etc.

These 10 minutes allow your mind a "break" and prevent you from getting burned out.

Once the 10 minutes are up, go back into another 60 minute session. When your second 60 minute session is over, **take a 30 minute break**.

Use this time to eat a meal (if necessary), do some sort of exercise to relax your mind, or anything else you'd like to do.

**The important thing is to completely walk away from your project when the 60 minutes are up.**

Don't look at it, think about it, or talk about it.

When you focus 100% on something for an hour, then take a break, and return to it; you'll make MASSIVE progress.

Many people aren't aware how much distractions delay their progress.

During your 60 minutes, turn off your phone, any email pop-ups on your computer and anything else that can and will distract you. The 60 minutes are for one thing only: Your complete focus on your project.

I learned this technique from a speaker at a Personal Growth seminar.

You won't believe how much progress you'll make when you focus on one thing only for an entire 60 minutes.

It's unbelievable.

Try it and you'll see what I mean.

This concludes the 'Mindset Section'.

We now move on to the Passive Money section.



So if you feel you've the proper mindset, if you're ready to take action, and if you're going to commit your time daily and work in uninterrupted blocks of time, let's continue!

I suggest you take notes as you read and highlight important sections.

I also recommend you read each section twice before moving on to the next one.

Here we go!

# **PASSIVE \$100 :**

## **Niche Websites**

Niche websites will ALWAYS be an effective way to earn money online.

IF...

And ONLY if, you follow what is instructed in this Section Below :

### **3 Secret Steps I Follow to Make Money With Niche Websites**

-----

**How to Start Your Own Niche Website :**

## 1) Pick a Niche

First, come up with an idea (targeted keywords) for a niche:

EX:

- *How to make money online*
- *Dog collars that are waterproof*
- *Grass fertilizer that's safe for pets*
- *How to lose 20 pounds in a month*

Go into the [Google Keyword Tool](#) to see how many monthly searches it averages.

Make sure you choose “All Locations” in the “Targeting” option.

For this example, we'll use the niche “*how to make money online*”.

### Keyword Planner

Where would you like to start?

 Find new keywords

▼ Search for new keywords using a phrase, website or category

Enter one or more of the following:

Your product or service


how to make money online

Your landing page

www.example.com/page


Your product category

Enter or select a product category

Targeting 

All locations

English

Customize your search 

Keyword filters

Keyword Planner Tips

[Building a Display campaign? Try Display Planner](#)

[How to use Keyword Planner](#)

You'll want a niche that gets a lot of monthly searches but has low competition.

### Keyword Planner

Add ideas to your plan

Your product or service

how to make money online

Targeting ?

All locations

English

Google and search partners

Negative keywords


Date range ?

Show avg. monthly searches for: Last 12 months

Customize your search ?

Keyword filters

Keyword options



Month	Search Volume
Jun 2014	2.25M
Jul 2014	2.25M
Aug 2014	2.25M
Sep 2014	2.25M
Oct 2014	2.25M
Nov 2014	2.25M
Dec 2014	2.25M

Ad group ideas    Keyword ideas

Search terms	Avg. monthly searches ?
how to make money online	110,000

So here we see this niche averages 110,000 monthly searches.

That's a TON of searches which clearly makes this a good niche.

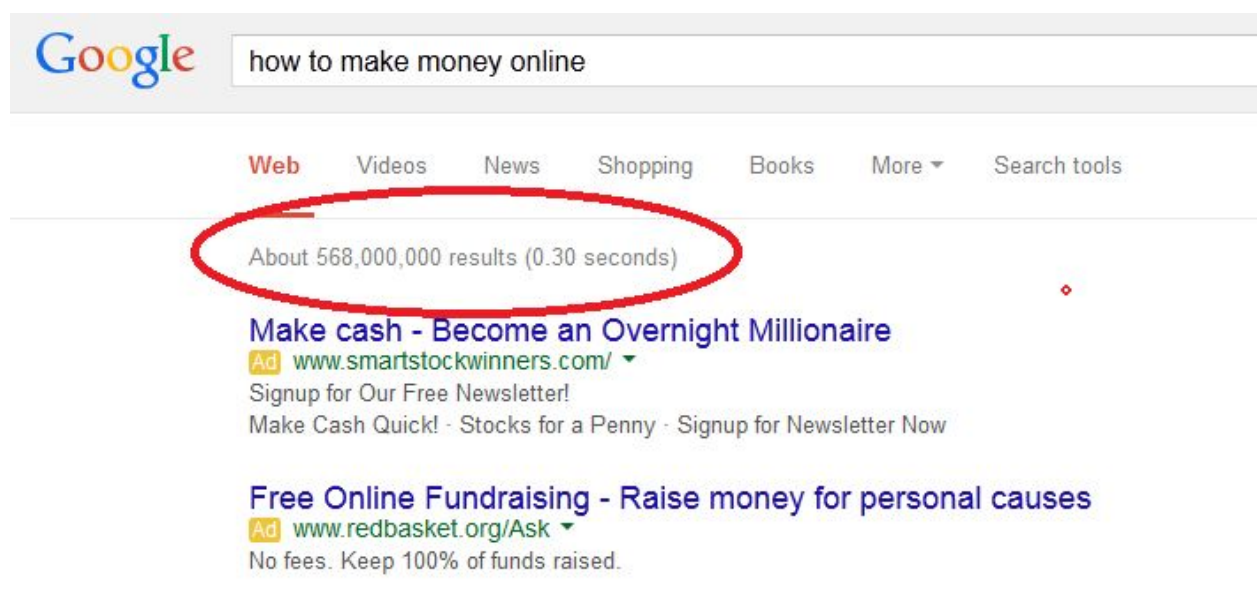
Anything that has over 1,000 searches is great so 110,000 is EXCELLENT!

Now that we have those numbers, we have to verify the level of competition.

Go into [Google.com](https://www.google.com) and enter the niche to see how many search results appear.

**IMPORTANT:** You'll want to choose a niche that has 2 million or less results, preferably less than a million, but 2 million is fine.

The image below shows 568 million search results for "*How to make money online*".



This is a perfect example of a niche you should NOT use!

It's too saturated (high competition) and hard to rank well for in Google.

Therefore we would NOT move forward with this niche.

At this point, you could either switch a couple words around (ex: how to quickly earn money online, how I made money online for the first time, etc.)

...Or you could begin searching for a completely different niche.

As you can see, this requires some trial and error but the rewards are well worth it!

Once you find a niche that has over 1,000 monthly searches and less than 2 million search results, you can move forward and begin creating the website.

## **2) Creating the Niche website**

First things first, you need a domain name (website address).

Go into [Hostgator.com](https://www.hostgator.com) and search to see if your desired domain is available.



You should include your niche (keywords) in your domain name.

For example: if your niche is “*How to gain more muscle*”, it should look like this:

*www.howtogainmoremuscle.com*



However, if that domain name is already taken, do your best to create one that still has your keywords in it.

EX:

*www.waysonhowtogainmoremuscle.com*

*www.secretsonhowtogainmoremuscle.com*

*www.howtogainmoremuscleeasily.com*

Get it?

Keep playing with the words until you find one that's available.



The point is to have your keywords in the domain name any way you can.

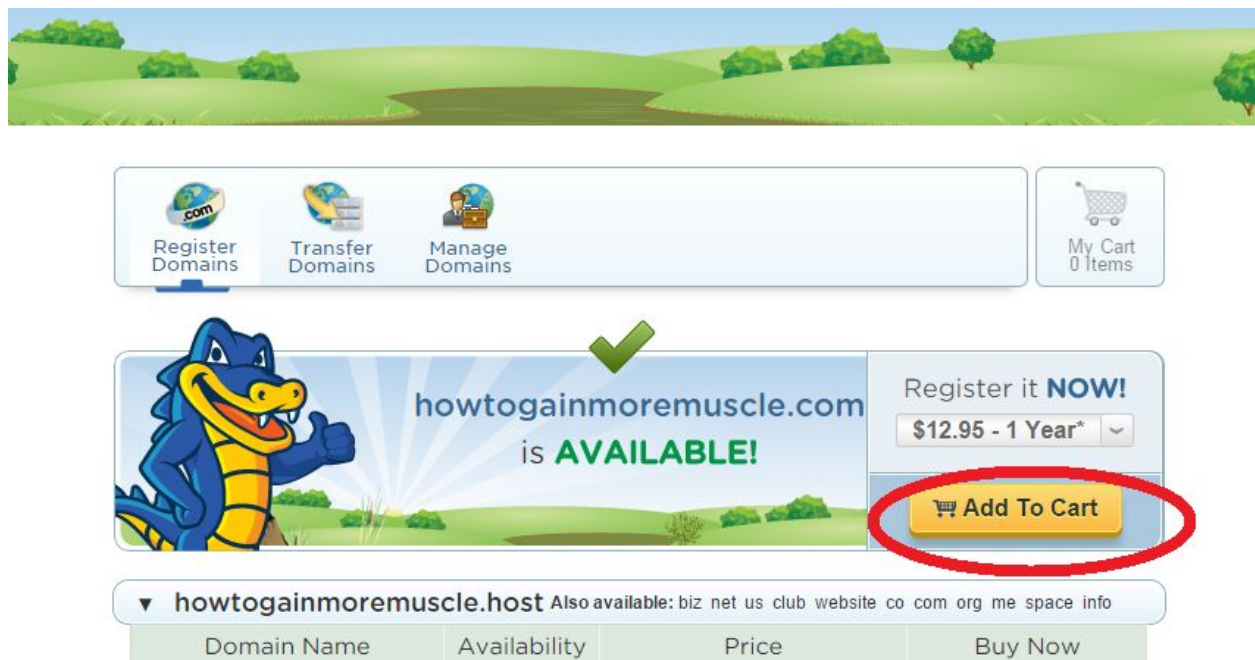
This will help your website rank well in the Google search results.

**...And remember to ALWAYS register a “.com” domain.**

Domains that end this way are perceived as professional and trustworthy.

All the others (.net, .org, etc.) are no good.

Once you have your domain name, proceed to purchase and host it on [Hostgator by clicking here.](#)





You pay for your website domain once a year and pay less than \$10 a month to host it.

**Don't worry, the small fee will pay for itself with your niche website.**

**Trust me.**

Once that's done, you can begin setting up your website.

**NOTE:** if this is your first website, you can find a TON of free *step-by-step* videos on YouTube on "*how to start a website*". I would write the steps but it will make this a VERY long article. Building a website is learned A LOT easier and quicker through videos anyways.

*...And we're not trying to complicate things, there's enough work that needs to get done.*

Here's a [great video](#) on how to do it.

Don't start watching videos until you've purchased and hosted your domain because you'll need to apply what you learn.

You'll be pausing the video often and jumping back and forth from your website and YouTube as you go following the steps.

Once you have your website up and running, it's time to get started!

### 3) Write Articles and Promote Products

Now you're going to want to create at least 8-10 articles that contain your keywords in it.

Don't "stuff" each article with your keywords in attempt to rank better in the search results.

Google spams websites that do this.

The way to rank better is by creating quality articles in low competitive niches.

Write 400-500 word ORIGINAL articles and mention your keywords 3-4 times in each.

And when I say "original", I mean you write you OWN article.

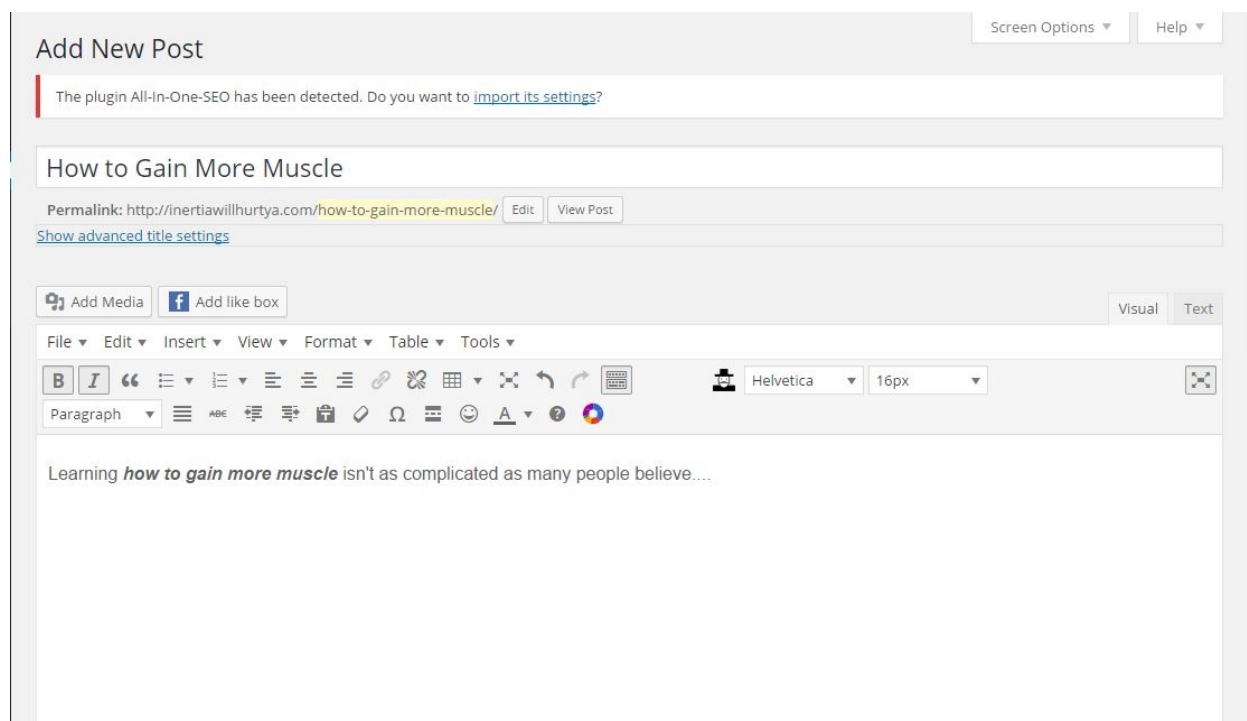
Do NOT copy and paste information from another website.

Google can also tell when you do this.

Yes, in case you didn't know, Google is quite miraculous with it's genius abilities.

If you're not willing to sit down and write your own article, then you're not serious about making money.

Go into the "*Add New Post*" section in your website and get to work!



Your other article titles should look something like this.

- *Bodybuilder's strategies on how to gain more muscle*
- *How to gain more muscle without spending money*
- *Former inmates share secrets on working out*
- *What I learned last year on building muscle*
- *How much protein do you really need?*

You'll include your keywords in your article titles, but don't necessarily need to in all of them.

Also, make sure you don't start every article with "How to".

Switch it up a little like the examples I provided.

The important thing is that your articles are of *quality* and *authentic*.

Do plenty of research for each title so you can provide great and useful information.

Last, offer your readers affiliate links to buy items you KNOW will help them gain more muscle.

This can be dumbbells, a good protein product, or a book.

Make sure you use/read the items before promoting them to ensure they actually work!

A niche website has two goals:

- Educate people on their searched keywords
- Make sales from the products you recommend which will actually help them.

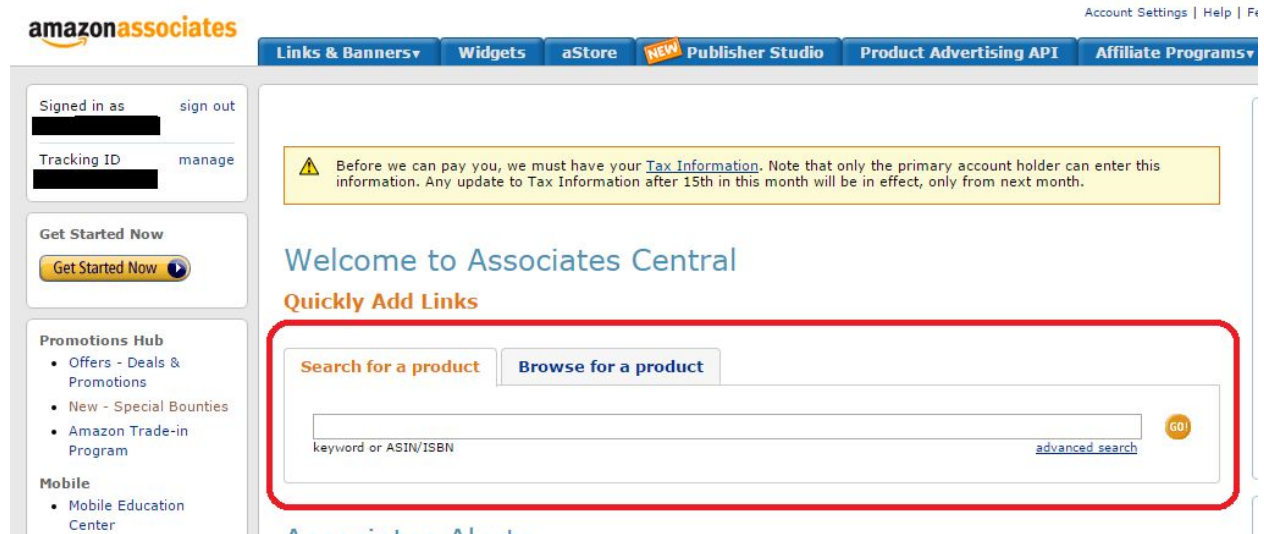
You want to be an authentic niche website, not a scam.

The most trusted website to promote products from is Amazon.com

Creating an [amazon affiliate](#) account is easy and free.

Amazon pays monthly for sales through your choice of direct deposit or check.

After you create your account, log in and search for the book you want to promote.



Click on “get link” for the book you want.

Search for a product

Browse for a product

how to build more muscle

keyword or ASIN/ISBN

[advanced search](#)

GO

Top results from Amazon.com

Link to this search


Get link



[Massive At Last: How to Build More Muscle Mass Than You Ever Thought Possible](#)

Robert Kennedy

Get link



[Man 2.0 Engineering the Alpha: A Real World Guide to an Unreal Life: Build More Muscle, Burn More Fat, Have More Sex](#)

John Romaniello

\$15.46

Get link



[Eating for Mass: How to Eat, What to Eat, and When to Eat It to Gain More Than 20lbs in a Month](#)

Connor Grooms

\$4.99

Get link



[How to Build Muscle for Golf](#)

Greg Meola

\$2.99

Get link



[A Muscle Has Four Sides \(How To Build More Muscle In The Shortest Time Possible\)](#)

Vince Gironda

Get link

Save a picture of the E-book cover on your computer.

Click “New Post” in your website and add the picture.

Link it with the affiliate code you get from Amazon.

Screen Options ▾ Help ▾

Enter title here


 Add Media  Add like box

Visual Text



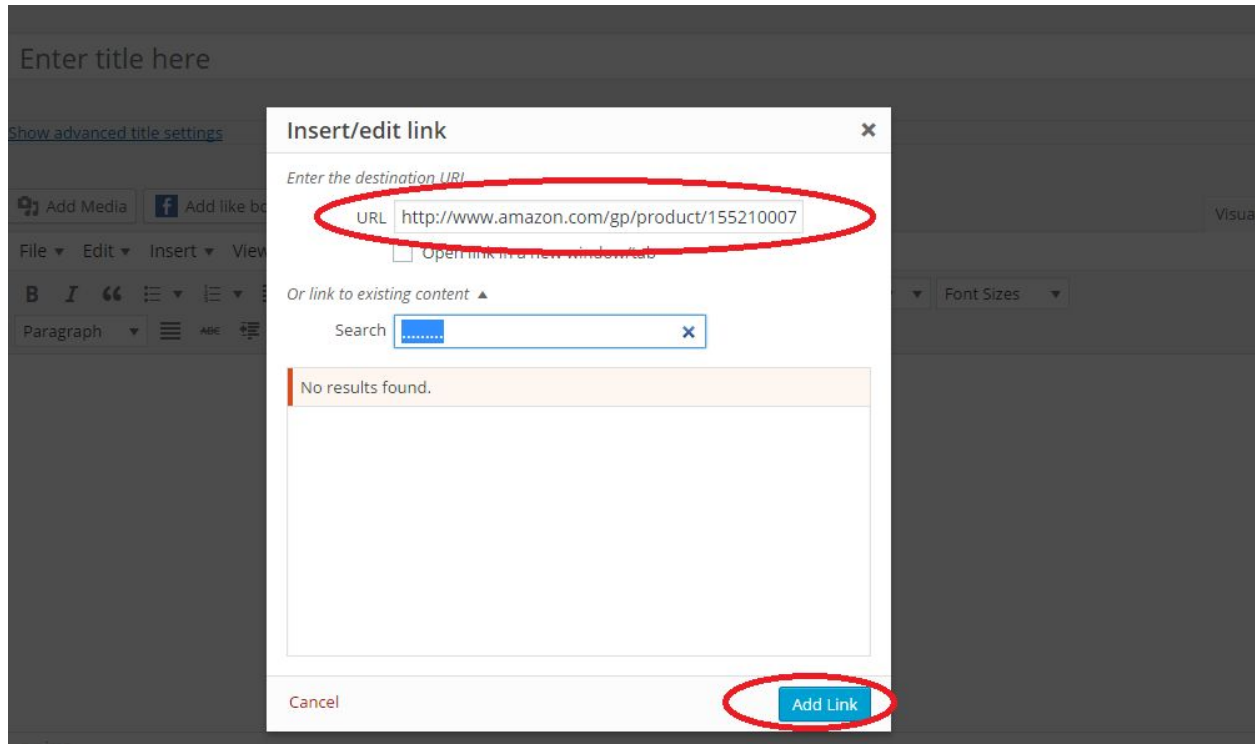
Font Family    Font Sizes

Paragraph ▼



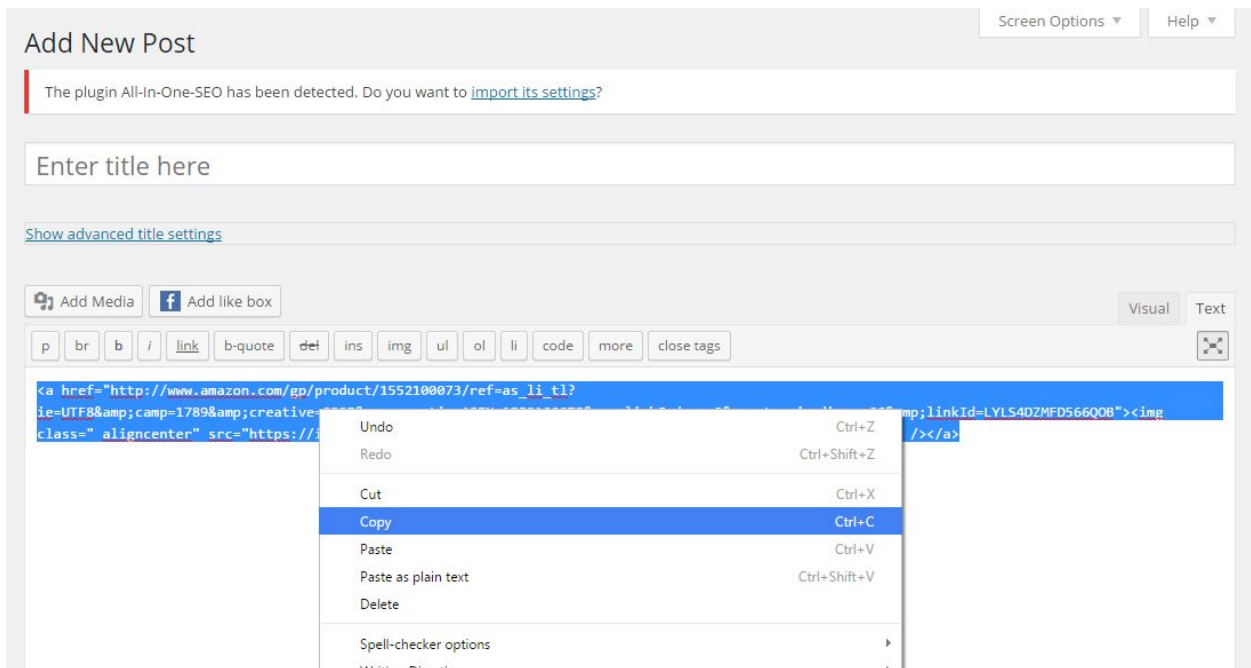
P

Paste the link in the URL section and click “Add link”.

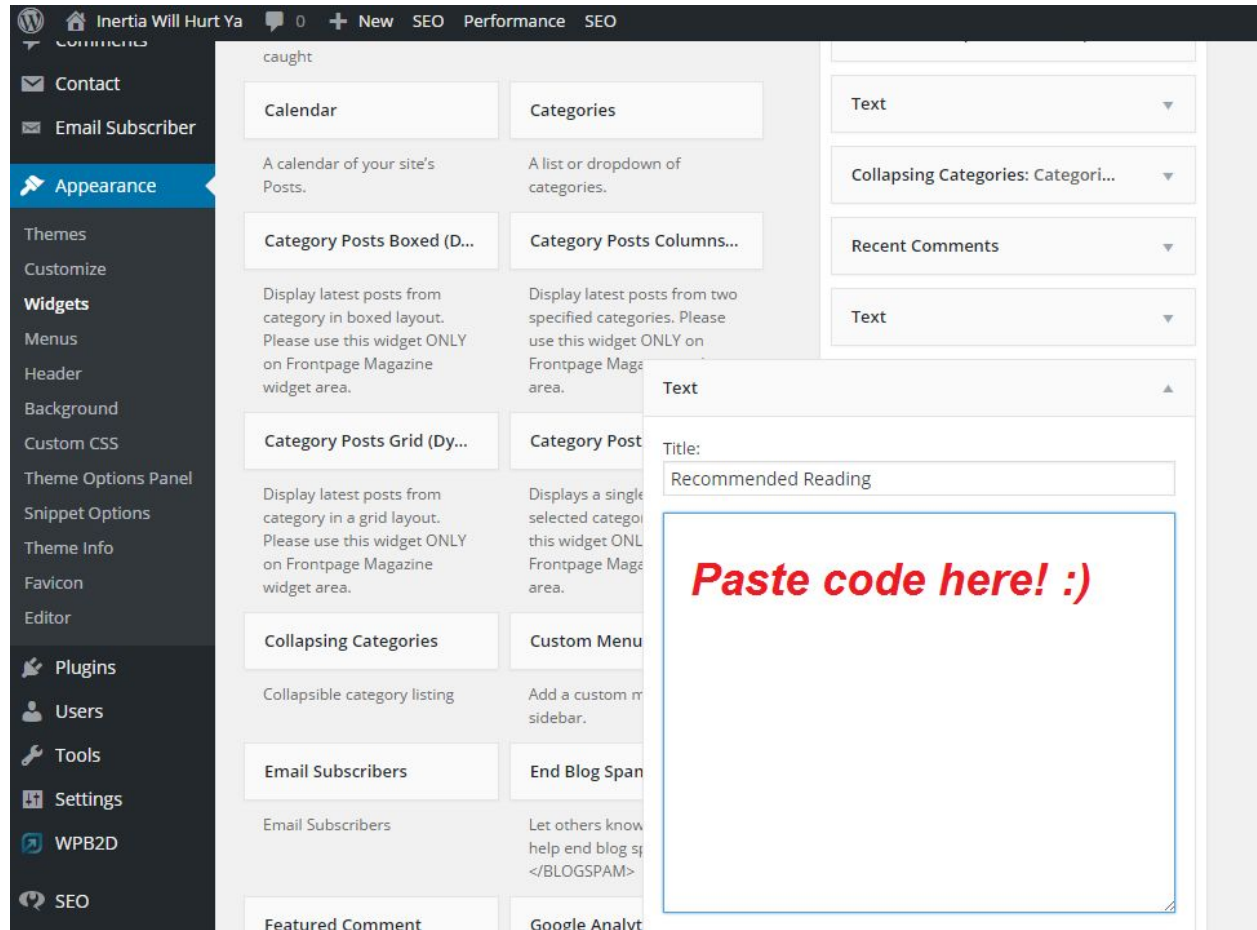


Click “text” on the far right and copy the code displayed.





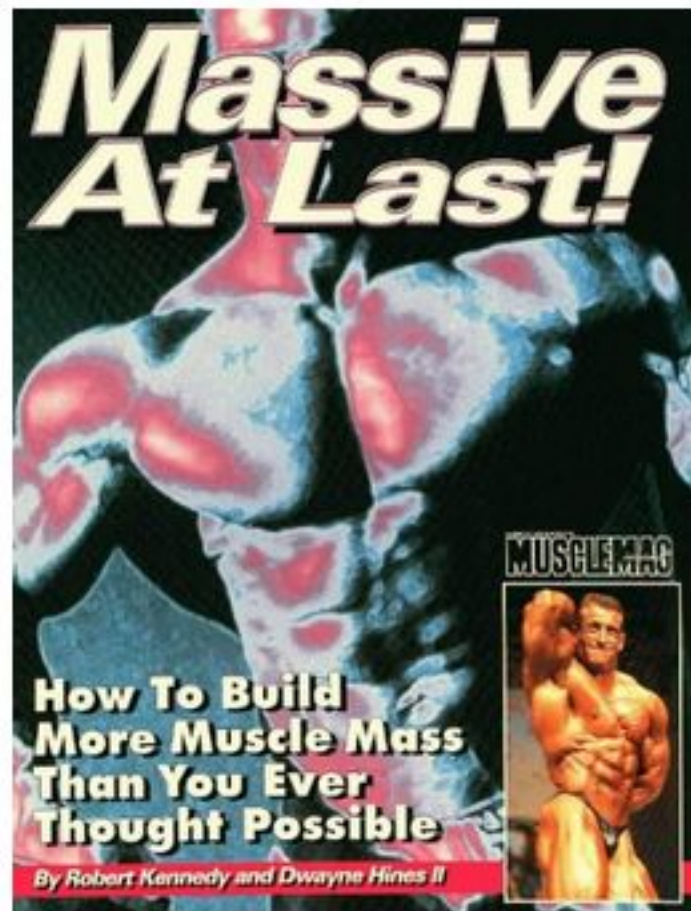
Go into your widgets section in WordPress and enter the code in a “text” category.



The final result....

Click on the picture above to see an example of how your readers will be guided straight to Amazon.

## Recommended Book



It's that easy, my friend.

Promote no more than 2 – 3 books/products.

Don't JAM-PACK your website with too many offers.

Even though this is a niche website where promoting products is perfectly fine, you don't want your readers to get distracted with too many offers and not notice that you have articles (information) to offer them.

Make sense?

The goal is to educate and allow them to purchase a product if they choose to.

Well that's it!

Simple and straightforward just how I like it.

Let's recap:

- Find a niche
- Set up the website
- Write 8-10 articles
- Promote a couple relevant books/products
- Earn money monthly on auto-pilot

Again, as long as you find a niche that's getting A LOT of searches monthly and doesn't have too many search results in Google, you'll be able to rank in the first page and make money.

How much money you make will ultimately depend on how much time you spend working on the website.

Even though this really works, the whole process requires time and effort which most people are NOT willing to dedicate.

However, if you DO THE WORK, you'll reap the rewards.

Remember, don't share your niches with any one unless you want competition.

But trust me when I say this, there are A LOT of niches available.

Just play around in the *Google Keyword Tool* and you'll find them.

**So if this is so easy, why isn't everyone doing it?**

Well because they either:

*A) Don't know how*

*B) Are too lazy to take action*

Remember, this requires time and patience but once your niche site is "live", it won't be long before you appear on *Google* and begin earning money on auto-pilot.

And I know what you're thinking: "*Why in the hell would he share this?*"

*1) I don't have a scarcity mindset.*

*2) There are a TON of niche ideas available.*

Even if I didn't share this with you, I wouldn't discover nor have time to work on all of them.

And this is the reality for all the other bloggers and internet entrepreneurs.

They all start with small projects like this but then move on to BIGGER and more profitable things.

This can earn you money monthly, but once you get good at it, you move on to projects that can make you the same amount of money in a month that you would make in a year with a small niche website.

Is this beginning to make sense?

The goal of each and every entrepreneur is to earn money on autopilot so they no longer have to go and spend time building small niche websites.

You can't be scuba diving in the Caribbean if you have to work on a website, can you?

The answer is no, you can't.

There are literally millions of keywords that get searched for monthly that have yet to be discovered.

...And some never will.

Just think of the billions of people in the world who all have different interest and search for different things.

So by now I'm sure you're wondering just how much can you earn monthly with niche websites.

The answer is that it depends on of course how many niche websites you build and how much time you spend working on them.

**A niche website can earn anywhere from \$100 to a couple \$1000.**

It ultimately all depends on the amount of searches it gets.

**The more searches, the more traffic comes in.**

**The more traffic comes in, the more sales.**

But look at this way, if you put in the time and work to build **20-30 small niche websites which all earn \$100 a month**, would that money on autopilot change your life?

But YOU have to work for it, my friend.

- In order to be successful with niche websites, you must find a LOW competition keyword that gets a HIGH amount of searches.

There are MANY low competition keywords that have yet to be discovered.

And there are many that never will!

The reason most people fail with niche websites is because they make a website about something too saturated.

For example, they make a website that focuses on the keyword "Lose weight".

By now, there are literally millions of websites that target those keywords.

As a result, it's almost impossible to get traffic to your site.

However, if you do your research following the google keyword tool (I show you this in the article), you can have great success.

I won't get into all the details here.

Everything is explained in the article.

Niche websites are a great way to earn passive money.

You do the work and set them up once, and sit back and watch the money pour in.

**NOTE:** You probably won't make \$100 a day off a single niche website, you might have to set up several.

However, there are MANY people who make all their money online strictly off niche websites.

Even if you create a niche website that only makes \$10 a day (easiest thing in the world) that means that you'll have to make another 9 niche websites and you'll have your \$100 daily.

Trust me when I tell you that earning only \$10 a day from a niche website is something anyone can do.

Niche website's work very well!



I have a couple niche websites that earn me money every month that I don't touch or devote any time to.

If you're serious about passive money, there's absolutely no way you can pass up niche sites. They're easy to build and even easier to maintain.

If you stopped reading this book right now and only focused on niche websites, you'll have your \$100 a day once you complete the work...

But I don't want you to stop reading.

**I want you to learn even more ways to earn \$100 so it's easier and faster.**

# **Start a Blog**

A blog is an excellent way to earn passive income.

I earn money on my blog every month in two ways:

- 1) Affiliate marketing**
- 2) My products**

When you start a blog, write good content, and build a following; earning money passively couldn't be easier.

People enjoy reading what you have to say, they use and get results from your advice; and as a result, they trust and buy products you recommend (affiliate marketing) or the products you create yourself.

**The best way to go about making money with a blog is creating valuable content that actually helps people.**

Then you want to continue putting out a LOT of content.

The more content you have, the more people will find you through search engines, social media shares, and word of mouth.

When your content is good, people can't help but to share and tell others about it.

Why do you think “share buttons” on social media are so popular? Many of my articles include an affiliate link for products I recommend to my readers.

I tell my story of why I used the product and how it helps/helped me.

People click on the link, buy it, and I get commission for my referral.

Affiliate marketing is one of the easiest ways to earn money online. (More on this later)

**The whole strategy to earning money from affiliate links is creating helpful content.**

If someone reads your article and it either helps, influences, or motivates them; **they'll trust you.**

**Sales 101:** People buy from those they trust.

Take a look at my blog for example.

I have somewhere around 200 articles.

All of them are absolutely free.

People love and appreciate FREE information.

I provide them quality content, they click my affiliate links or buy my eBooks, and I make money.

...But what's the most important thing going on here?

I never have to devote time to any of those articles or my eBooks again.

As long as my blog is around, all of my eBooks and articles with affiliate links will get read daily and generate income.

Read that last sentence again.

**NOTE: A blog takes time to create.**

It won't happen overnight, and that's why it's in the passive money section of this book.

You have to dedicate time, energy, and effort.

However, once the work is done, you can afford to relax all you want.

Anyone can make a blog successful.

But how many people do you see with a blog like mine?

My blog is simple.

There's no fancy theme.

There are no fancy graphics or colors.

**My blog's goal is to educate/motivate people while putting money in my pocket.**

And it's doing a great job at that.

Most people will say: 'Well, that's easy, I can write all those articles too and be successful''

**...But how many will actually do it?**

If you truly want passive-income online, you **MUST** create a blog of value that includes affiliate links and promotes products you've created.

I started blogging a year ago and worked like a freaking mad man. I dedicated time daily, 7 days a week.

Even though I typically relaxed on Sundays as I mentioned earlier, I'd still log in and take a look at things.

Look at what that got me.

**If you do the work, the rewards will follow...**

So far we've discussed two things you can combine to make \$100 a day.

- 1) Niche Websites
- 2) Blog

If you stop reading this book right now, and focus on those two things until they're complete, I absolutely guarantee you'll be one of the people earning \$100 daily online.

But again, I know you bought this book to get as many ideas as possible so let's continue!

**Important:** Before you give up on blogging, write 100 articles and see how you'll be convinced not to give up when the money starts coming in.

If all you do is write 10-20 articles and wonder why you're not seeing success, all I can tell you is: "Because you only did some of the work, not all of it."

# Affiliate Marketing

As mentioned above, affiliate marketing is a great way to earn money online.

The ethical way to do this is by ONLY promoting things you actually use.

All you have to do is use a product and write about your experience. Talk about what it did for you, how it saved you time, money, and/or energy.

I always like to stress how the product paid for itself.

For example, if you read my product review The Best Body Hair Trimmer for Men; you'll see I tell the reader how the trimmer paid for itself by allowing me to save money on razors.

By sharing your story, explaining the benefits, and informing the reader they'll be reimbursed for their purchased over time; you HIGHLY increase the chances they'll buy the product and earn you commission.

Make sure you highlight that last part there.

There's absolutely nothing wrong with you using a product, recommending it to your readers, and ultimately getting a commission for it.

It's one of the ways internet business works!

However, there's good business and bad business.

If you want to make money for a long time, you better stick to good business.

Write a review on a product or mention it in an article that's of relevance and you should start seeing sales very soon.

Don't get carried away with reviews in hopes of increasing sales.

You want your blog to offer value as well, not just recommend products to buy.

The more content you have (value), the more people will trust you, the more they'll try your recommend products, and the more money you'll make.

But if I come to your website and it's nothing but recommend products, I'll perceive you as someone who's only interested in making money and not really helping me.

A rule of thumb is for every product you recommend, you should offer 5 articles of value on your website.

That means 5 articles that aren't aimed at selling anything to the reader; just information.

Yes, this takes time.

Yes, it requires work and patience.

Yes, it won't happen overnight.

But most importantly, once it's done, the money will continue to come in all on its own.

Do the work!

## Create Your Own Product

This takes time and effort (if you want it to be good quality), but can be completed quickly if you take it seriously.

Creating your own product is an **EASY** way to generate income.

It's actually the **BEST** way to earn money online.

When you create your own product, not only do you have **TOTAL** control over your money; but you also make more money per sale.

Affiliate marketing is great, but you typically only get a percentage of each sale.

**For example**, one of the books I'm an affiliate for costs \$20.

The affiliate percentage is 75%.

So I earn \$15 per sale which isn't bad at all.

If I refer 7 sales a day, I earn \$105 daily.

And that's just from that one book!

That's not counting all my other articles that have affiliate links in them.

However, even though **\$15** is great, it's **WAY** more likely that you'll sell 7 copies of your **OWN** eBook opposed to one you recommend.

If you create a great eBook and sell it for **\$20**; you'd **ONLY** have to sell 5 books daily.

And once other people sign up and become affiliates for your book (more on this later), sales of your book and earning \$100 daily could not be easier.



**Now I want you to be honest and ask yourself if you feel that selling ONLY 5 books a day online is impossible.**

Of course not!

It's nothing!

This is where creating your own product comes into play.

When you make a sale, the funds get deposited straight into your PayPal account.

**That means someone can buy your product at 11:30 a.m. and you could eat lunch with that money by 12 p.m.**

The trick with making money from your own product is creating an amazing eBook that will never go out of date.

In other words, a product with information that can be used well into the future.

Some examples include:

- **How to train your dog to sit and stay**
- **33 little tricks to save money on your energy bill**
- **101 date ideas your girlfriend will love you for**
- **How to lose 20 lbs. in a month without starving yourself**

Are you getting the idea?

**None of these will EVER go out of date.**

So all YOU have to do is create it once, make it the best possible, and put it up on your blog/website.

**Important:** The title and cover of your eBook greatly influences its sales.

You'll want to make sure to hire someone to create a great cover as well as choose a title that persuades people to buy.

**“Ok man, but what the hell am I going to write an eBook about?”**

Well, what do you know?

What can you offer others?

What problems can you solve?

If you can't think of anything, then research a problem people are seeking a solution for.

Again, you'd use the Google keyword Tool for this.

Do the research, put the time in, make it great, earn money.

People don't pay you for information.

They pay you for polished information.

That means you give them all the answers they seek in a single source.

Instead of them having to search the internet, try many things, and ultimately make mistakes or waste their time; you'll be giving them the answers they seek, instantly.

And guess what?

People are more than willing to pay for that.

The digital information industry (eBooks) is a billion dollar business!

Each year, sales for eBooks increase and more and more people become financially free after creating their own eBook and making it available on their website.

If you're serious about earning \$100 per day passively, you'll need/want to create an eBook.

It's honestly not hard to do.

Download my Bonus - How to Create Your Own EBook and Begin Making Money Online.

Wow!

We've covered a lot of stuff so far and we're not even halfway through this book!

Well, get comfortable or go take a bathroom break if you need one because I still have a TON of great information to share with you!

# Create an Affiliate Program for Your Product

This is probably one of the easiest (if not the easiest) ways to put money into your bank account every single day.

I'd even go as far as saying you'd be CRAZY not to do this.

## How to do it:

- 1) Create a free affiliate program .
- 2) Advertise on your website how people can earn money by being one of your affiliates .
- 3) Allow them to promote your book on their website .
- 4) Offer a good commission for each sale .

**Why it works:** People know that for each sale they make, they'll get commission.

I personally give 75% commission for anyone who sells my books.

Now, if you're thinking: **"Wow! 75% is a huge commission to give someone...You're losing a lot of money"**.

Don't worry, it just means you're missing the big picture.

...I was the same way.

Here's why it works so well. Yes, 75% of a sale is a LOT to pay someone.

But....

They referred you a sale you weren't going to make without them anyways!

Get it?

So the 25% profit you keep after paying them their 75% is better than nothing.

And with that said, it now time to look at the bigger picture.

What happens when you have 100, 500, or 1000 affiliates all promoting your book on their blog?

Let's do a little math so you can see just how lucrative this can be.

Let say you sell your eBook for **\$20** and that you have 100 affiliates.

Your 100 affiliates all sell 2 copies in a month. (An incredibly low and easy number to hit)

So **100 x 2** sales is 200 sales. **200 sales x \$20 = \$4,000.00 profit!**

**4,000 x 75% commission paid to affiliates = \$3,000 in affiliate payments.**

**\$4,000.00 - \$3,000.00 = \$1,000 total profit.**

(Money in your pocket)

Now you tell me what's better... An additional \$1,000.00 in your pocket or nothing?

Now, I know what you may be thinking...

Why not just lower the commission rate?

Well, in order to get a TON of affiliates to sign up and sell your eBook, you have to give them a reason to!

They need motivation!

Do you know how eager people will be to promote a book that's already created and that they're going to receive good commission for?

That's the whole trick my friend.

You do the hard work, let others sell your eBook, and pay them a good commission.

...And at the end, you get money put into your pocket.

Affiliate programs are BEAUTIFUL!

It's an incredibly easy and lucrative opportunity that allows your eBook to get plenty of exposure.

It gives you the opportunity to clone yourself and reach WAY more people online.

As time goes by, more and more people will sign up to be your affiliate.

Where do you think you'll be 5 years from now with 100s (if not 1000s) of affiliates and sales going into your bank account?

As long as you keep creating content on your blog, more and more people will find you, become an affiliate, sell your book, and put money in your pocket.

**Seriously, you cannot afford to not offer an affiliate program for your product.**

Let me give you another example:

If you join my affiliate program, write a review of my course or simply display it for sale; you'll make  $\$29 \times 75\%$  commission = \$21.75 per sale!

You know what that means, right?

Sell only 5 copies of my book daily and you'll have your daily \$100!

Of course, if your blog is new and still in the development stages, you probably won't make 5 sales a day.

However, as it goes growing, and your traffic increases, you'll see how making sales gets easier and easier.

Do you understand how AWESOME it is to make \$21.75 per sale?

For a book you didn't write?

You didn't spend time, edit it, design the cover, or anything!

Just write a review and offer it for sale on your website.

Ultimately, what you'll want to do is follow my same strategy.

I'm an affiliate for books that offer 75% commission and I also sell my own books and allow others to become an affiliate for me.

This way you get the best of both worlds.

Are you starting to see how all these little systems combined can turn into BIG profits?

Create your book, start the affiliate program, and let others sell it for you. **Easy!**

You can even contact other bloggers and send them your book free so they can read it and decide if it'll be good to promote to their readers.

And if it is good, and they know they'll be earning 75% commission per sale, what do you think will happen?

To find websites/blogs that are relevant to your eBooks content, you can simply search Google and also setup Google Alerts. (More on this later)

As you see, passive \$100 is all about duplicating yourself.

You'll want you eBook in as many websites as possible to maximize its exposure.

Again, if someone knows you have a great product and are going to earn 75% commission per sale...my friend, trust me when I tell you...You'll be well on your way to \$100 per day.

**Get moving!**



# A Success Secret with Blogs & Websites

Search Engines LOVE original content.

Write that down somewhere you'll see it often.

A secret of the most successful blogs (mine included) is that they have a LOT of content.

And when I say a LOT, I don't mean 20, 50, or 100 articles.

I mean 200+ articles.

Take a look at the blog [2knowmyself.com](http://2knowmyself.com).

The guy is a self-made online millionaire.

However, he's FAR ahead of me when it comes to content.

He has way over a thousand articles on his website.

All of his articles aren't that long, but that's not the point.

The point is that he has PLENTY of original content to offer readers.

He also has a ton of eBooks for sale and of course offers an affiliate program for you to join and promote his books on your website.

Since he has so much content, getting traffic is already at a point that it's automatic.

How many blogs do you see with as much content as his website?  
How many blogs do you see that have even as much content as mine?

The typical blog has 10–20 articles.

HA! Good luck succeeding.

No one will take your blog seriously with that amount of content.

NO ONE!

But when you create a ton of content, not only do you get more traffic, but you're perceived as more trustworthy and your website is considered more valuable.

In other words, you earn people's respect and as a result, they'll take you seriously, constantly return to your website to see what new things you have to offer, and ultimately buy at least one of your products.

**Here's a trick:** Create different categories in your blog and then create an eBook for each of those categories.

Ex: If you create categories on health, dating, business, and blogging; you can create the following eBooks.

- How to Lose Love Handles Easily without Strict Dieting
- How to Meet More Women Daily in Regular Everyday Places
- How to Increase Your Product Sales Online
- 7 Simple Steps to Make your Blog More Attractive to Visitors

Now imagine you had, let's say, 30 articles for each category and offered each eBook for sale on your website.

Not only are you targeting MANY different people, but you're offering all of them products.

So if you write quality articles, many of them will likely buy one of your books.

Are you seeing how easy this can be?

Create a ton of content, offer multiple eBooks, and watch the money pour in.

But if you're just going to create 20 articles and then complain about how your blog doesn't go anywhere, then I can't help you.

Don't let that be you.

Instead, do what no one else does.

Create a lot of content and watch how your blog's success increases month after month.

This concludes our passive-money section of the book.

You've learned:

- 1) Niche Websites
- 2) Blog
- 3) Affiliate Marketing
- 4) Create your own Product
- 5) Affiliate Program for Your Product

## 6) A Success Secret with Blogs/Websites

**Just one of these things is enough to earn you \$100 a day online.**

However, combine all 6 and make earning \$100 a day even easier!

There's absolutely NO WAY that anyone who puts the time in and creates these systems won't generate \$100 a day.

\$17 a day from each system is stupidly simple!

But you have to do the work - As I mentioned, passive-income takes a little longer.

First you have to create your website, create content, get traffic, and then the sales begin.

It's not hard, but it doesn't happen overnight.

Once the systems are in place, you sit back and watch them work all on their own.

There are millions of blogs on the internet that don't succeed and I'll tell you why:

They barely create any content and give up.

**You can't complain about not finding success if you don't do the necessary work!**

I've given you the best of the best information that I have.

We now move on to the non-passive \$100 section.

This section shows you how to earn \$100 a day by completing daily projects.

Non-passive \$100 is a lot faster than passive.

However, it requires your daily time, energy, and effort.

If you're busy with school or a job, it's going to be necessary to follow the instructions I provided you in the Schedule Section.

As I mentioned, whether that means getting up earlier, going to bed later, or giving up things you usually do on your free time; **you'll have to make some sort of sacrifice.**

Without the time to complete these projects, you won't earn \$100. It's as simple as that!

However, make the time and you'll also make the profits!

All of these strategies are used daily by people all over the world. They ALL work!

These opportunities are provided by companies that have been around for MANY years.

That means they all have a good reputation.

In order to gain a good reputation, you'll have to provide people one thing: Results. I've come across many companies and strategies for earning \$100 a day that don't work.

However, rest assured that the ones I'm providing you work 100% of the time.

Let's get right into them!

## Write for Textbroker

Writing for Textbroker is one the easiest ways to make money online.

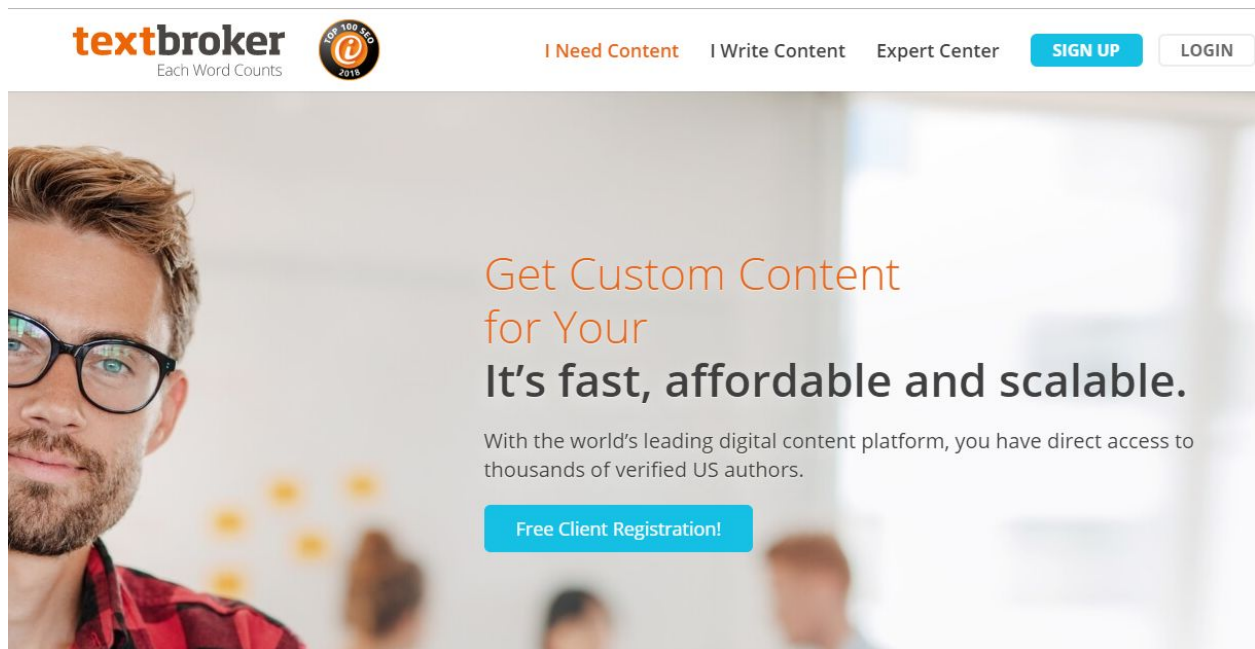
I've found a lot of other article writing websites, but none of them were as good.

Textbroker actually works and it's the only one I recommend.

It's 100% free.

Here's how to create your account, begin writing, and earning money.

Go to [Textbroker.com](https://textbroker.com) and choose "I Write Content" on their Homepage to setup your account.



First, you'll submit a writing test.

Textbroker will rate your writing skills and assign you articles that pertain to your writing level.

As your writing improves, they assign you higher level assignments. (Higher pay)

However, no matter what level you're on, you can still write as much as you like and earn money.

Once you create your account, you'll click the assignments tab.

You'll be redirected to all the available assignments.

Here, you'll be allowed to choose the category for which you'd like to write about.

As you see above, there are plenty of articles available for you to write.

You'll notice that "3 stars" and "4 stars" has the most available work.

Getting a 3 or 4 star rating with your writing test is easy as long as you can write a paragraph and use proper grammar.

That means you use commas and periods correctly.

Not very hard to do.

**Textbroker pays every week on Thursdays.**

If you complete enough articles daily to earn \$100, you'll get paid **\$700 every Thursday.**

The more articles you write, the more you can earn.

This is where the whole Schedule thing comes into play.

If you have a job and your time's limited, getting up earlier is the best way to do this, or even working on the clock if you can manage to do it.

Depending on how much time you put it, you might even earn enough money to quit your job.

However, writing one article a day won't do this.

You'll have to put the time in to earn \$100 a day if you choose to **ONLY** use this strategy and none of the others in this book.



Let me just add that even though this isn't "passive-income", it still isn't a bad job.

Getting up and working from home doing nothing but writing articles is WAY better than having to drive to a job every day. (In my opinion, but I'm sure you'll agree)

Believe me when I tell you that there is NOTHING better than working from home.

Textbroker has many people earning a full-time income and they absolutely love it.

If you enjoy writing, or even if you don't but are willing to do it, you can begin making money RIGHT NOW with Textbroker.

## **Fiver**

Fiver's EXPLODING in growth.

They're an online company that allow people to hire others to do a job for just \$5.

The cool thing is that you get to upsell people with things they are usually excited to pay a little extra for.

These things include: faster completion of their project, extra features added, and so on.

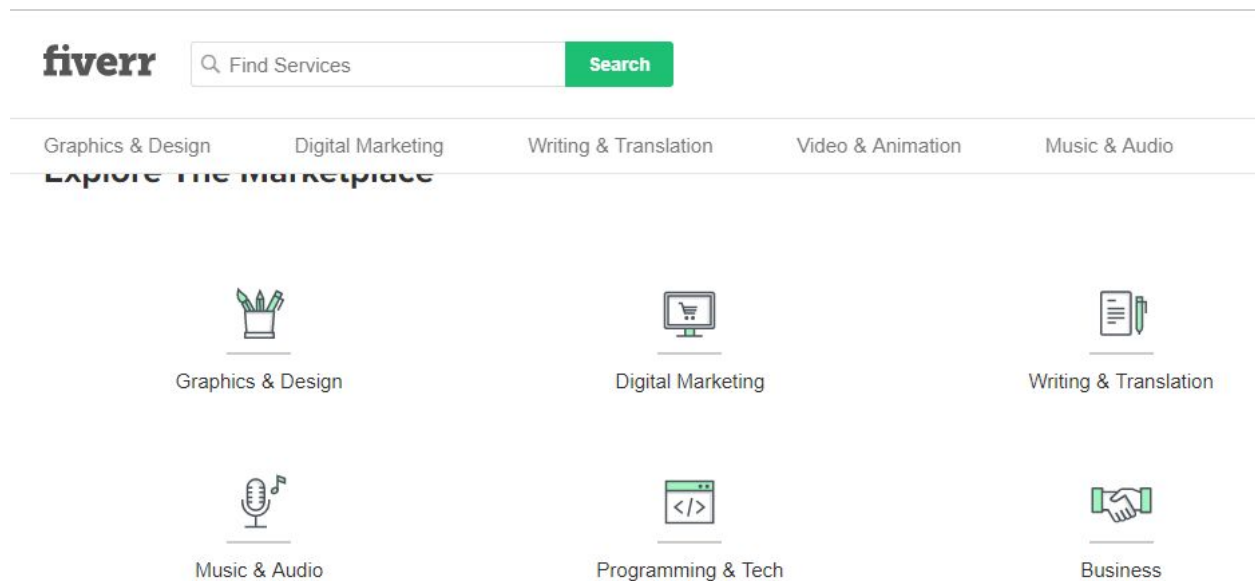
There are MANY services to choose from that you can offer others on Fiverr.

Some include:

- Graphics and Design (Can you design a logo, book covers, drawings?)
- Writing and Translation (Can you write articles, translate, proofread?)
- Music and Audio (Can you sing a song someone wrote, add sound effects?)

These are just a few of options.

When you visit Fiver, you'll see all the options to choose from on the top bar.



There are many people earning WAY more than \$100 a day on Fiverr.

However, for YOU to get to that goal, all you have to do is start doing a few jobs.

The more jobs you do, the more ratings you get, the more orders in queue you'll have.

You'll go from earning \$20 a day on Fiverr to \$100 in no time. (If you put the time in)

You'll see people with over 100 orders in queue.

Digital Marketing > SEO > Page Optimization

## I Will Improve And Optimize Your Website SEO



orialmehmeti Level 2 Seller | ★★★★★ 5.0 (1453)

42 Orders in Queue



The minimum pay for a job on Fiverr is \$5.

So if you have over 100 orders in queue x \$5 commission per order, do the math.

Fiverr is also 100% free to join.

You simply set up your User profile in the “Selling Section.”

However, they do charge you 20% of every project you complete.

So for every \$5 you make, your total profit is \$4.

I’ve used Fiverr MANY times for all different types of projects.

Someone on Fiverr designed the cover for this very book!

I know someone who makes money by translating from English to Spanish.

Fiverr is the real deal and **if you take it seriously and work on it daily, there’s absolutely no way you won’t be earning \$100 a day.**

**There are people with poor English making money daily on Fiverr.**

**Why can’t you?**

Some people make money but only converting EBooks.

All they do is convert it from a Word doc. to a PDF.

This has to be one the EASIEST thing in the world to get paid for.

Even though it's easy, there are many people that don't know HOW to do it.

Instead of learning how, they're willing to pay someone to do it for them. (That's you!)

I teach you how to do this for FREE in my BONUS - How to Create Your Own EBook and Begin Making Money Online.

I also teach you extras that you can add to people's eBook and charge them for.

One of the things I teach you is how to create a clickable Table of Contents.

If you go to Fiverr and search 'Clickable Table of Contents', you'll see how people usually charge an additional \$5 for that service.

A clickable table of contents is also stupidly simple to do.

By converting an eBook (\$5) and upselling with a clickable table of contents (\$5), you'll now have a profit of **\$10**.

That cuts your workload in half and means you only need to complete 10 gigs a day to earn your **daily \$100**.

And remember, there are still additional features you can offer for \$5.

I've seen people start with a \$5 gig and upsell it all the way up to \$30.

Now tell me why YOU can't make money on Fiverr?

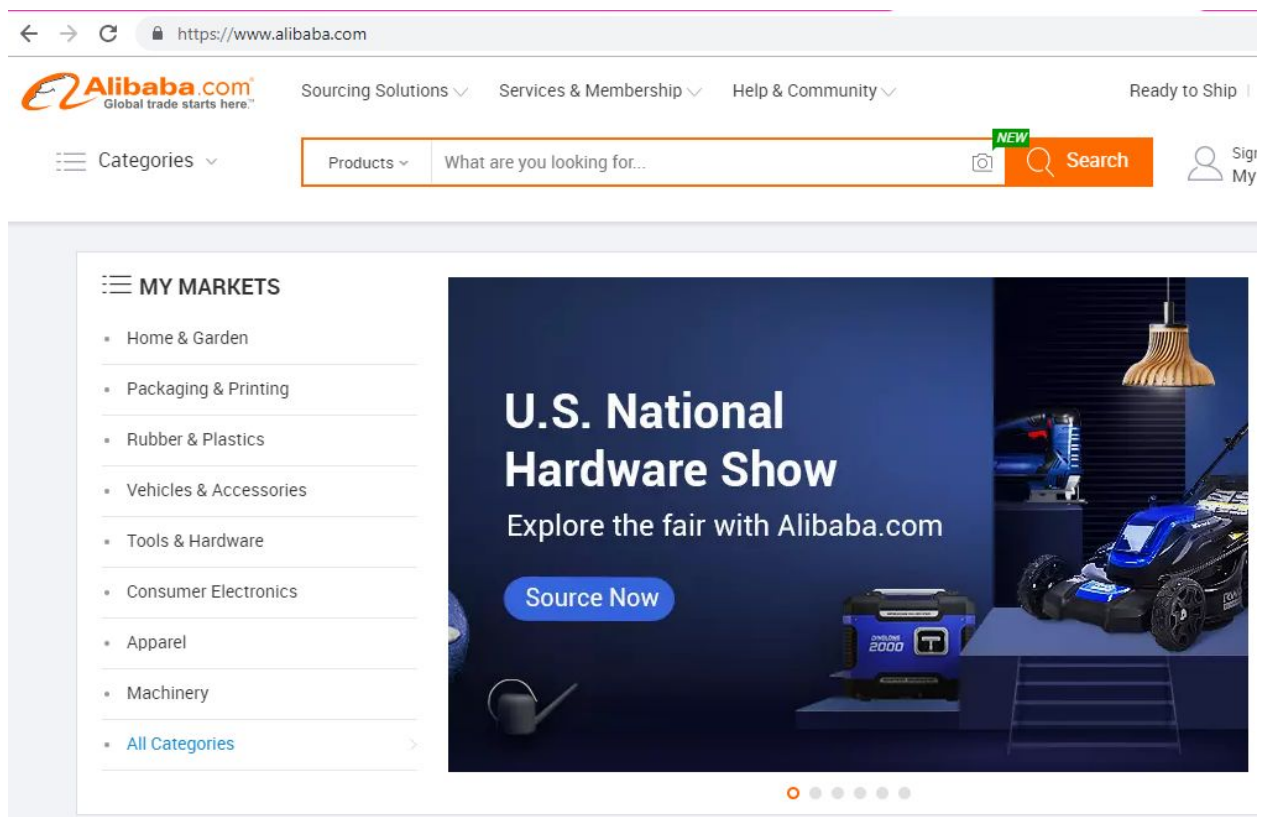
There's no excuse! Get moving!

# Buy on Alibaba and Flip

There's a popular website called Alibaba.com.

They sell products in wholesale at affordable prices.

You can turn around and sell them individually at a higher price.



For example, let's say you go to the supermarket and buy a 24 pack of water bottles.

The total cost is \$4 and change...We'll round it up to \$5.

Next, you go and sell each water bottle for \$1.

That means you earn \$24.

What's your total profit?

**\$24 sales - \$5 expense = \$19 profit**

That's a great profit for the investment!

Now, I don't think you need to go and sell water bottles on the street.

However, this is the SAME concept you'll follow with Alibaba.

You'll choose from one of the thousands of products available, buy it in bulk, and then sell them individually.

You can buy \$500 worth of product and easily turn it into \$1000.

Then take those \$1000, buy more product, and turn it into \$2000.

**Repeat! Repeat! Repeat!**

This isn't passive-money because it requires daily work on your part to keep it going.

Once you buy the product, you can either flip it on Amazon, EBay, or your blog.

I recommend you start with Amazon/EBay if you don't have steady traffic to your blog.

Every day, millions of people go into EBay and Amazon searching for products to buy.

All you have to do is buy a product in bulk, have someone on Fiverr design the label or packaging, and flip it!

If you do your research, you'll find that there are MANY people all over the world making money selling products online from Alibaba.

The difference between them and other people?

**They take action.**

Once you have the product up for sale, all you need to do is worry about is shipping.

You can choose to ship your products yourself by going to the post office daily or you can find a drop shipper through Google who will take care of this for you.

Most people prefer to ship their own products to save on cost.

The only downside to shipping your own products is the time it takes.

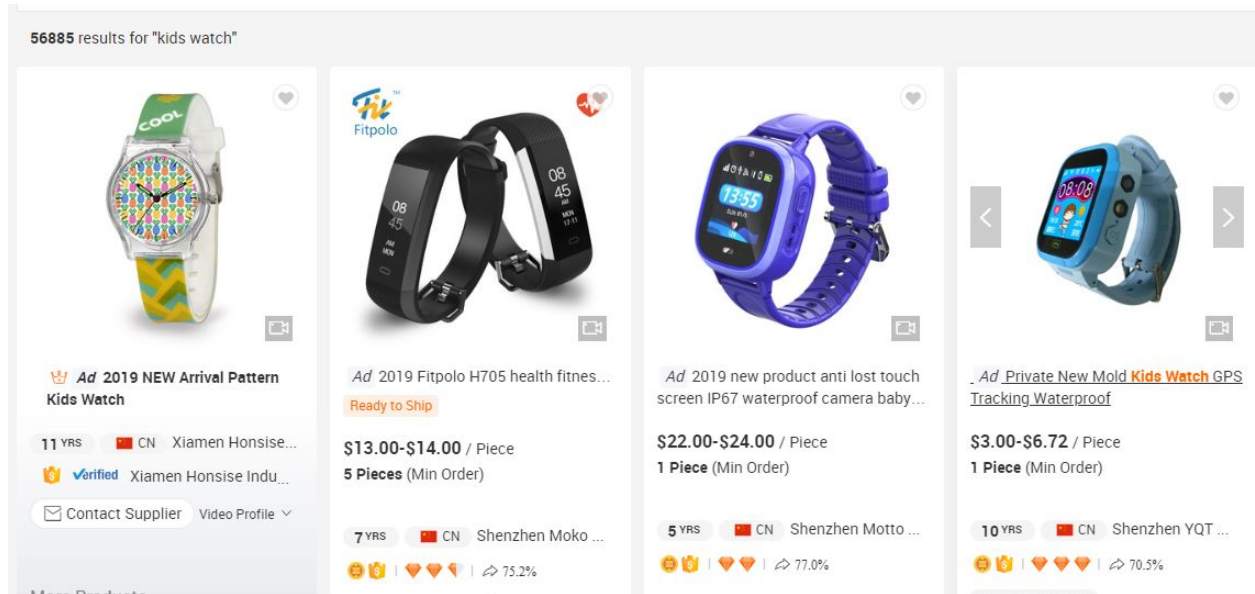
It all comes down to which one you can afford/rather pay: **Time or Money.**

But just know that selling Alibaba products is a fail-proof strategy.



You can create a website selling kid's watches, adult clothes, fitness gear (shirts, shorts, water bottles), and so on. The options and ideas are endless

Alibaba products tend to sell well since most of them have a quality appearance.



All sellers have a set minimum order as you can see in the image above.

The best advice I can give you is to buy a HUGE inventory to get a crazy good deal and make a huge profit in return.

This is where turning \$1,000 into \$2,000 and \$2,000 into \$4,000 comes into play.

As you see, the products look nice and selling them at a profit should be easy.

Look at the Analog-digital watch in the image that the seller charges \$4-\$5/piece for.

Think anyone be willing to pay \$20, \$30, or \$40 for that watch? Of course they would!

If you sell them at \$20 each - \$5 expense per watch = \$15 profit.

Need I say more?

# Facebook Groups and Online Forums

If there's one thing that's obvious online it's that people love to talk and be heard.

There are literally millions of forums and groups where people express their opinions, ideas, and thoughts.

How can this help you earn money? Easily.

For starters, let's talk about Facebook groups.

This idea jumped right out at me one day when I noticed something interesting.

I had "liked" a page of a very funny and popular TV show you've probably heard of called Friends.

The page would usually post funny clips and pictures of the show quoting what was said in the scene.

It has a TON of fans with many of them interacting daily in the



comments section.

That's 1,392,844 fans and counting....

What stood out to me was when someone came across a phone case that resembled a popular item in the show.

There was a door in the apartment of one of the characters (Monica) which had a picture frame around the peek hole.

Someone in the group came across a phone case which resembled the door and asked if anyone knew where they can get one.

...And that's when I suddenly realized my money making opportunity!

Someone responded to the question by commenting with a link to the product which was available for sale on Amazon.

In case you didn't know, wherever you post your personal Amazon Affiliate Link and it gets clicked and generates a purchase, **you get commission.**

That means you can post your affiliate link in your blog, any website, forums, Facebook, Twitter, Instagram, and make money from whoever clicks and buys. (Amazing!!!)

You simply post it once and the link stays there recorded FOREVER.

(As long as the website is up and running)

That means whoever clicks it today, tomorrow, next month, next year, or 5 years from now and buys...

**WILL GENERATE YOU COMMISSION!!!**

So I want you to think as an entrepreneur for a moment...

Imagine if you have MANY Facebook groups and forums all over the internet with affiliate links.

And imagine all of those groups and forums get a ton of visitors daily and those same visitors click on your affiliate links and buy.

Do you see just how powerful and profitable this can be?

Even if you have a forum that only earns you **\$20 a month**, what happens if you **create 20, 30, or 40 forums?**

Facebook groups and forums require constant attention and work which is why this falls into the **non-passive \$100** section on this book.

However, and it's a BIG however...Once you've done the work and these groups and forums are running all on their own, they become passive \$100. (But it takes time)

Take a look at these successful and profitable forums for tips, advice, and ideas.

- [MYG37.com](http://MYG37.com)
- [Fanforum.com](http://Fanforum.com)
- [Insidehoops.com](http://Insidehoops.com)
- [Fastlaneforum.com](http://Fastlaneforum.com)

These are just some examples out of the millions of blogs/forums on the internet.

You'll notice how each forum displays Google Ads and/or affiliate links throughout the website.

Facebook groups and forums are very easy to monetize once you've set them up.

**NOTE:** You should constantly finding and adding your responses to new blogs and forums with your affiliate links included.

This is how you'll maximize your earning potential.

The best way to do this is using Google Alerts which I'll be discussing in Section 5.

We now move on to learning all about driving traffic to your websites to maximize your exposure and earnings potential.

I've provided you some very good and powerful ideas to put money into your pocket, now it's time to provide you powerful ways to flood your website with daily visitors.

# **TRAFFIC SECRETS**

## **Google Alerts**

Call your best friend right now and tell them they've been replaced.

Google Alerts is your new best friend and you're going to learn why.

This is the secret tool for many bloggers to get traffic, sales, and readers to their site.

Google alerts sends you an email when a website/blog/forum mentions the keyword you setup to receive alerts from.

So if you have a blog or niche website on "How to make money online in your 20's", you can set Google Alerts to notify you when a website releases a post or when someone asks a question in a forum with those EXACT keywords.

How does this help?

When you get that alert and rush over to the website, you can leave a response or comment giving your input and also leaving a link back to your website.

It'll look something like this:

"Yeah, earning money in your 20s is very possible. Young people just don't want to take action. One of the ways I've seen that works great for earning money online is creating niche websites and also affiliate marketing. I wrote **this article( your website or blog hyperlinked here)** explaining everything I've learned and applied that has given me results "

However, the most important thing is taking action which most people are too lazy to do.

Without taking action, nothing else matters.""

People see that, click your link, and come to your website.

This is a strategy that works **VERY** well.

**Your goal is to create a little value in your comment to motivate readers to click on your website link.**

Every single entrepreneur uses Google Alerts.

It works amazingly well because you're putting the solution right in front of the person searching for it.

In other words, you find people who are already interested in what you have to offer.

Google alerts is 100% free!

All you need is a Gmail account.

Then go to 'Create an Alert'.

Make sure you change the "How often" section to As-it-happens so you receive emails the moment a notification occurs.

Also change the "How many" section to All results.

You'll notice you'll start getting a LOT of emails so just respond to as many of them as possible to increase your success.

Google Alerts can be used for just about every strategy discussed in this book. (Passive and non-passive money)

And I HIGHLY recommend you do in fact use it for every single one!

**This is a SIMPLE strategy that can provides BIG results.**

You need to keep your eye on your email and do your best to respond ASAP when you receive a notification.

And here's the best part...

Once a question is posted on a forum, and you're the first one to answer; there's a very high chance that forum will be around for life and **provide you FREE traffic forever!**

How many forums have you seen that are many years old?

But this is why it's very important that you are the FIRST one to comment on the forum.



Therefore, as I just mentioned, as soon as you get the alert, click on the link and post your response/comment with a link back to your website.

You'll see this method used often in **Yahoo Answers**.

Take a look at this screenshot for an example.

The screenshot shows the Yahoo! Answers website interface. On the left is a sidebar with the 'YAHOO! ANSWERS' logo, a search bar, and a list of categories including Health, Diet & Fitness, and many others. The main content area displays a question titled 'How to gain muscle weight fast?' under the 'Health' and 'Diet & Fitness' tags. The question text describes a user who is 15 years old, weighs 127 pounds, and has a fast metabolism, asking for advice on how to gain 10-15 pounds of muscle. Below the question, there are 'Follow' and '3 answers' buttons. The 'Answers' section shows a 'Best Answer' by a user named Maura, posted 5 years ago. The answer provides detailed advice: increasing caloric intake to 2,500 calories per day, consuming 1-2 grams of protein per pound of body weight, and drinking enough water. The answer has 0 thumbs up and 0 thumbs down. At the bottom, the asker's rating is shown as five green stars.

**YAHOO! ANSWERS**

Search Answers Search Web

Health Diet & Fitness

**How to gain muscle weight fast?**

I'm 15 and weight 127 pounds. I have a fast metabolism so everything I eat burns off quick. I have some weight equipment at home so I do work out often and I have a very physical job with firewood. I want to gain at least 10-15 pounds of muscle so how do I do this? Thanks

Follow 3 answers

**Answers** Relevance

**Best Answer:** Are you looking to grow muscle mass, and burn calories more efficiently? It doesn't happen overnight but you'll be well on your way to adding muscle mass to your frame if you follow these steps consistently.

Increase your caloric intake. If you are currently consuming 2,000 calories a day, boost that to about 2,500 calories.

Get enough protein to support muscle growth. Aim for at least 1 to 2 grams of protein for every pound of body weight.

Drink Enough Water. The body needs a sufficient amount of water to build muscle at an optimal rate.

Maura · 5 years ago

0 0

Asker's rating ★★★★★

Now notice the response below and how the person leaves a link back to their website.

**YAHOO!**  
ANSWERS

Arts & Humanities  
Beauty & Style  
Business & Finance  
Cars & Transportation  
Computers & Internet  
Consumer Electronics  
Dining Out  
Education & Reference  
Entertainment & Music  
Environment  
Family & Relationships  
Food & Drink  
Games & Recreation  
**Health**  
Home & Garden  
Local Businesses  
News & Events  
Pets  
Politics & Government  
Pregnancy & Parenting  
Science & Mathematics  
Social Science  
Sports & Recreation

Search Answers Search Web

of body weight.  
Drink Enough Water. The body needs a sufficient amount of water to build muscle at an optimal rate.

Maura · 5 years ago

0 0

Asker's rating ★★★★★

1

Source(s):  
Build Huge Muscle Quickly : <http://BuildMuscle.oruty.com/?gQZt>

Kristie · 3 years ago

0 0

Did you already tested out Muscle Gaining Secrets system. Get at this site :  
<http://Go.BodyBuildingAccess.com> . This is able to obviously help one and all!

Anonymous · 5 years ago

0 0

As you see, anyone who reads that response and clicks on that person's website **will generate them traffic**.

But what's even more important to point out is the length of time that response has been on the internet.

You clearly see in the picture that it was **3 years ago!**

That means that for the last three years, that person has been getting **FREE traffic** just from that ONE Yahoo response.

What does this mean to you?

The more responses you leave in blogs, forums, or any other type of social media group; the more windows of opportunity you leave open for yourself.

Remember that people will ALWAYS read the first response but not always the second, third, and so on.

It's not to say that it's pointless to leave a response if first place is already taken.

Something is always better than nothing and you don't lose ANYTHING by leaving a response, even if it's third or fourth.

But that's why you can't be lazy with this and must MOVE quickly!

As long you as you keep your eye on your email and take action AS SOON as an alert comes in, you'll almost always be the first to respond.

Your goal is to create as many of these as possible.

If it's to get traffic to your blog, create an alert with the keywords for each of your article titles.

Then you simply rush over to a website who creates post and comment with a link back to your article.

If it's to make more sales of your product, create an alert with your product's keywords and comment on any posts you get an alert for saying something like: “ **This eBook on How to Gain Muscle shows you things you must know to make progress quickly**”.

Are you following me here?

Depending on what you're setting the alert up for, you can create a custom comment that will motivate people to click the link and learn more.

The more articles you create on your website, the more products you create, the more programs you become an affiliate for; the more Google Alerts you'll create and the more sales you'll ultimately have.

**This absolutely works 100% of the time if YOU DO THE WORK!**

Once you've created 100s of Google Alerts, you'll start seeing your traffic, your own product sales, and your affiliate sales increase more and more every month.

Again...Don't get lazy with this.

I create these ALL the time.

I wish I knew the exact number of Google Alerts I have set up or the exact number of comments I've left in forums and blogs this past year.

One thing's for sure, it's a lot.

## SEO

People tend to complicate the hell out of SEO.

I will make it as simple as possible for you to understand.

SEO (Search Engine Optimization) is basically the keywords your article focuses on.

Let's use one of my most popular articles as an example:

I'll have Steak and Eggs.

The article is based on the popular steak and eggs diet by bodybuilder Vince Girona.

So in order for me to "optimize" the article for steak and eggs so it appears in the search engines when people type it into Google; I would do a few things:

- Mention the keywords "steak and eggs" throughout the article. (Titles and paragraphs)
- Enter the keywords into the Yoast SEO plugin section. (**Free Plug-in**)
- Include 3-5 Images in my article and include the keywords in the ALT tag.

By following these 3 steps, it allows search engines (Google, Yahoo, Bing, etc.) to index your website and display it as one of the results when people search for those keywords.

**That's ALL that SEO is.**

Write your article, sprinkle the keyword throughout the page, fill in the Yoast SEO section, and include pictures with the keyword included in the ALT section. Make sure you create quality articles that are at least 1,500 words and include paragraph titles using

Heading 1, Heading 2, etc. [Read this for more information](#) on how to do it.

# The Psychology of Social Timing

A popular mistake by many people online is the frequency of sharing their work.

Many people publish new content, share it ONCE, and wonder why it doesn't do well.

Well, the answer is obvious and simple.

**You ONLY shared it once!**

People go online at different times.

Some people don't even log into their social media accounts daily.

(Believe it or not) I've read many sources which claim that Monday, Tuesday, and Thursday seem to be the busiest days for the internet.

Sharing your content during these days can greatly increase its exposure.

However, let's keep something else in mind.

The time is different all over the world. (Time Zones)

So if it's 12pm where you live and you share your content because you read somewhere that 12 pm is a “busy time” for the internet, you’re forgetting that in 1,2,3, etc. hours, it’ll be 12pm AGAIN in another part of the world.

Are you following me here?

This is why sharing your content ONCE is almost close to pointless!

The solution?

**Post and share your new content every 3 hours for the first 2 days after publishing it, then twice a day for days 3-6, and once on the 7th day.**

This will ensure that you give as many people as possible a chance to read it as well as increase your chances of it getting social shares.

Many people commit the horrible mistake of only sharing their content the moment they publish it and never again.

I noticed that sharing content daily for the first week resulted is WAY more clicks and shares opposed to when I would just share it once.

It might seem like common sense but many people simply don’t share their content enough!

Remember that people get a TON of other posts on their newsfeed.

The chances of someone seeing something you only share once, are slim to none; especially if you share it early morning and they don’t check social media until noon or nighttime.

You might have written an EXCELLENT article that could go viral, or you might have a product or service that someone is looking for who could potentially send crazy business your way; but since you only shared it once, **they missed you**.

After sharing your content daily for a week, you can then schedule to share it once a month and then once every 2-3 months.

Obviously, the older you're content, the less you'll share it as often.

However, **and this is HUGE however...**don't EVER stop sharing your content, no matter how old it is.

The best places to share your content are Twitter, Facebook, StumbleUpon, and Tumblr.

Tumblr has a great feature which allows you to schedule when and how often you're post get shared.

This information is discussed in the bonus book I've included for you. (Make sure you read it!)

Also, make sure you dedicate time to growing your social media accounts.

You'll want to have as many followers as possible in all of them. However, don't make the dumb mistake of just adding a TON of people.

You'll want to add those who are interested in your content and on the same path as you.

These are the type of people who are more likely to "like" and re-share all of your posts.



What good is it to have a ton of followers who could care less about the content you create and share?

Do you ever click an article that you're not interested in? Of course not.

**Do things right so you can achieve maximum results and grow your blog's popularity as FAST as possible.**

## **Personal Advice From Me :**

I want to say thank you for purchasing my eBook.

I've read this book over and over to make sure I **provided you great tools to make earning \$100 a day in reality.**

And I know in my heart that it's an amazing product that will help you.

I want you to make a commitment to make \$100 a day in your reality.

As I mentioned, achieving this goal can change your life.

It can give you freedom to do what you want, when you want.

Remember, \$100 a day is just your starting point.

You can grow ALL of these systems and eventually be earning **\$200 a day.**

**And then \$300, \$400, and even \$500 a day.**

**Of course, it ALL depends on you and how much action you take.**

**My advice is to just start, work hard, and get it over with.**

**The sooner you start, the sooner you'll be successful.**

**But most importantly, be persistent!**

**I've given you amazing advice, tips, and tricks.**

**You and I both know it – The only thing that can stop you now is YOU.**

**So get all your tools together:**

- Mindset
- Schedule
- Passive \$100 & Non-Passive \$100
- Traffic Secrets
- The Psychology of Social Timing

**And go out and make me proud, my friend.**

**P.S. – Please email me if you have any questions or concerns with any of the systems I've provided you in this book. Your success is important to me. – [william\\_motley@yahoo.com](mailto:william_motley@yahoo.com)**

THE All in 1 FIX © 2019

All Rights are Reserved.

No part of this report may be reproduced, sold as a bonus or posted on any forums in any shape or form without the written permission of the author. Violators will be prosecuted to the fullest extent of the law.

This report is for your personal use only!

THE All in 1 FIX © 2019 All Rights Reserved.